

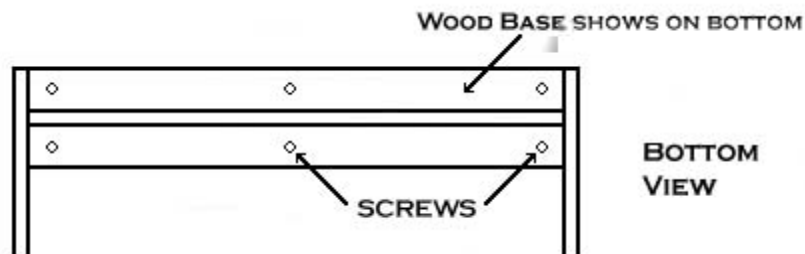

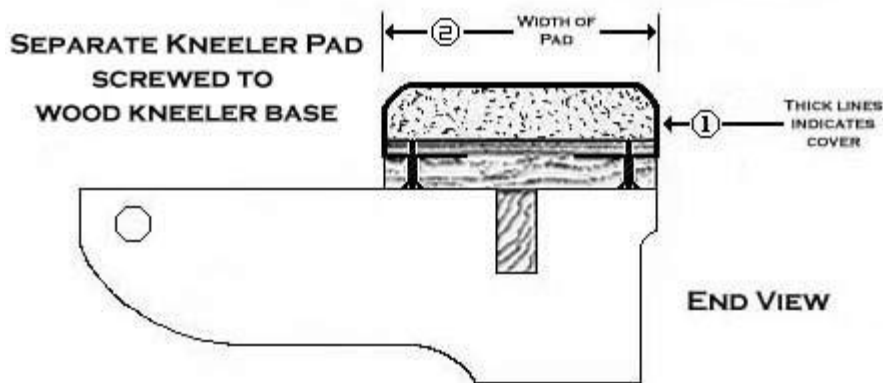


# Wholesale Distribution

Facility Furnishings & Maintenance Solutions. 800-345-4027  
P.O. Box 1497, Cotuit, MA 02635 www.facilitiesfurniture.com  
e-mail: Linda@facilitiesfurniture.com

## Pew Kneeler Pad Replacement Measurement Sheet- Style B

1. Vinyl cover wraps separate pad which is screwed to kneeler frame from below.
2. Measure Width of Pad.
3. Measure Length of Pad.





# Wholesale Distribution

Facility Furnishings & Maintenance Solutions. 800-345-4027  
P.O. Box 1497, Cotuit, MA 02635 www.facilitiesfurniture.com  
e-mail: Linda@facilitiesfurniture.com

## Pew Kneeler Pad Replacement Measurement Sheet- Style A

1. Vinyl cover wraps entire pad and is fastened underneath, usually under the stringer.

The pad is fastened to the kneeler frame with corner brackets or with screws through the stringer, or both.

2. Measure Width of Pad.

3. Measure Length of Pad.

Note: This style requires a thicker plywood base, usually  $\frac{3}{4}$ " minimum. The strength of the kneeler is based on the thickness of the pad.

